

INFORMOBILITY



# In4 Arabic Dictionary User Guide

---



# Table of Contents

<b>Overview of In4 Arabic Dictionary.....</b>	<b>2</b>
<b>Software Features.....</b>	<b>2</b>
<b>The application icons .....</b>	<b>2</b>
<b>Search on web.....</b>	<b>3</b>
<b>Settings Options .....</b>	<b>3</b>
<b>Show/hide the tool bar .....</b>	<b>3</b>
<b>Change the Skin of the application .....</b>	<b>3</b>
<b>Change the interface language.....</b>	<b>3</b>
<b>Registration .....</b>	<b>4</b>
<b>Technical and Sales Support.....</b>	<b>4</b>

## Overview of In4 Arabic Dictionary

In4 Arabic Dictionary is a bilingual (English – Arabic) dictionary designed by "Informobility L.L.C". The advantages of the Arabic Dictionary are the continent interface, Tools option, and search engine.

### Software Features







Ever been stumped unable to find the right word in English?

Unable to know the meaning of an English word?

Let **In4 Arabic Dictionary** lend you a word in these frustrating, ever occurring situations!


- Translate words from Arabic to English and vice versa.
- Not sure if that ‘K’ at the beginning of ‘Knee’ is silent or not?
  - Let **In4 Arabic Dictionary** pronounce it for you.
- Narrows down the list of words shown as soon as you key-in each letter.
- Maintains a handy list of recently searched words.
- Translate words from or copy the translation to Microsoft Word or any other program through making use of the cut, copy and paste buttons.
- Make use of an intuitive Arabic/English interface.

### The application icons

Icon	Action
	Clear all the text in the Entry Field
	Pronounce the word in the Entry Field
	Search the Web for the meaning of the word or for new meanings
	Select all
	Copy
	Paste

## Search on web

You can search on web for meaning of word that does not exist in the list, you can use "**Search web**"

1. Ensure that you select the suitable interface language, (it should be the same for the word which you want to search for).
2. Type the word in the Entry field, as you start typing, entries starting with those letters are displayed.
3. You can navigate between the words by using the scroll bar.
4. If you did not find the word in the list, you can search about it on the web by tapping **Menu > Search web** or tapping 


## Hints

- To select a word, tap **Menu > Select all**.
- For copy, tap **Menu > Copy**.
- To translate, tap **Menu > Translate Clipboard**.
- To pronounce the word, select it then tap **Menu > Pronounce**.

Tap **Menu > Exit**, to exit from the application.


## Settings Options

### Show/hide the tool bar

1. Tap **Menu > Settings**, or tap .
2. If you want to show the lower tool bar, select **Show Toolbar** check box. To hide the tool bar, clear **Show Toolbar** check box.
3. Tap **Ok**.



### Change the Skin of the application

1. Tap **Menu > Settings** or .
2. From **Skin** list, select the skin you want.



### Change the interface language

To change the interface language, tap the left button of Menu bar


- Arabic for Arabic interface.
- Or انجليزي for English interface.

Also, you can convert the interface by tapping  in the tool bar.



## Registration

You can use Arabic Dictionary free demo version for 15 days. To register Arabic Dictionary:

1. Get your 16-digit unlock key from [www.informobility.com/registration](http://www.informobility.com/registration)
2. Follow the registration steps.
3. In your PPC, run Arabic Dictionary.
4. Tap **Menu > about** or tap .
5. Tap **Register**
6. Enter your Unlock Key.
7. Tap **Register**.

You will receive a thank-you message for your registration.

## Technical and Sales Support

Please note that this manual assumes knowledge of Windows Mobile® before using Arabic Windows Mobile®. Informobility does not provide device support. Please contact your manufacturer for such support. Phone call support is also available on the numbers below from 9:00 a.m. to 6 p.m. (GMT+2).

### Informobility Support

For issues relating to the Arabic Windows Mobile® application, please write to [support@informobility.com](mailto:support@informobility.com).

### Informobility Sales

For more about Informobility products and prices, kindly send an email to [sales@informobility.com](mailto:sales@informobility.com).



## **Other Products**

Informobility provides a variety of Arabized products for Windows Mobile®, Palm OS®, and Symbian OS® devices. Please visit our website for more Arabic Windows Mobile® products and further information about other products.

Web <http://www.informobility.com> or <http://www.Arabic-Windows-Mobile.com>

Call +962-6-516-4636 (Jordan)

+968-2-449-8565 (Oman)

+1-703-532-4424 (USA)